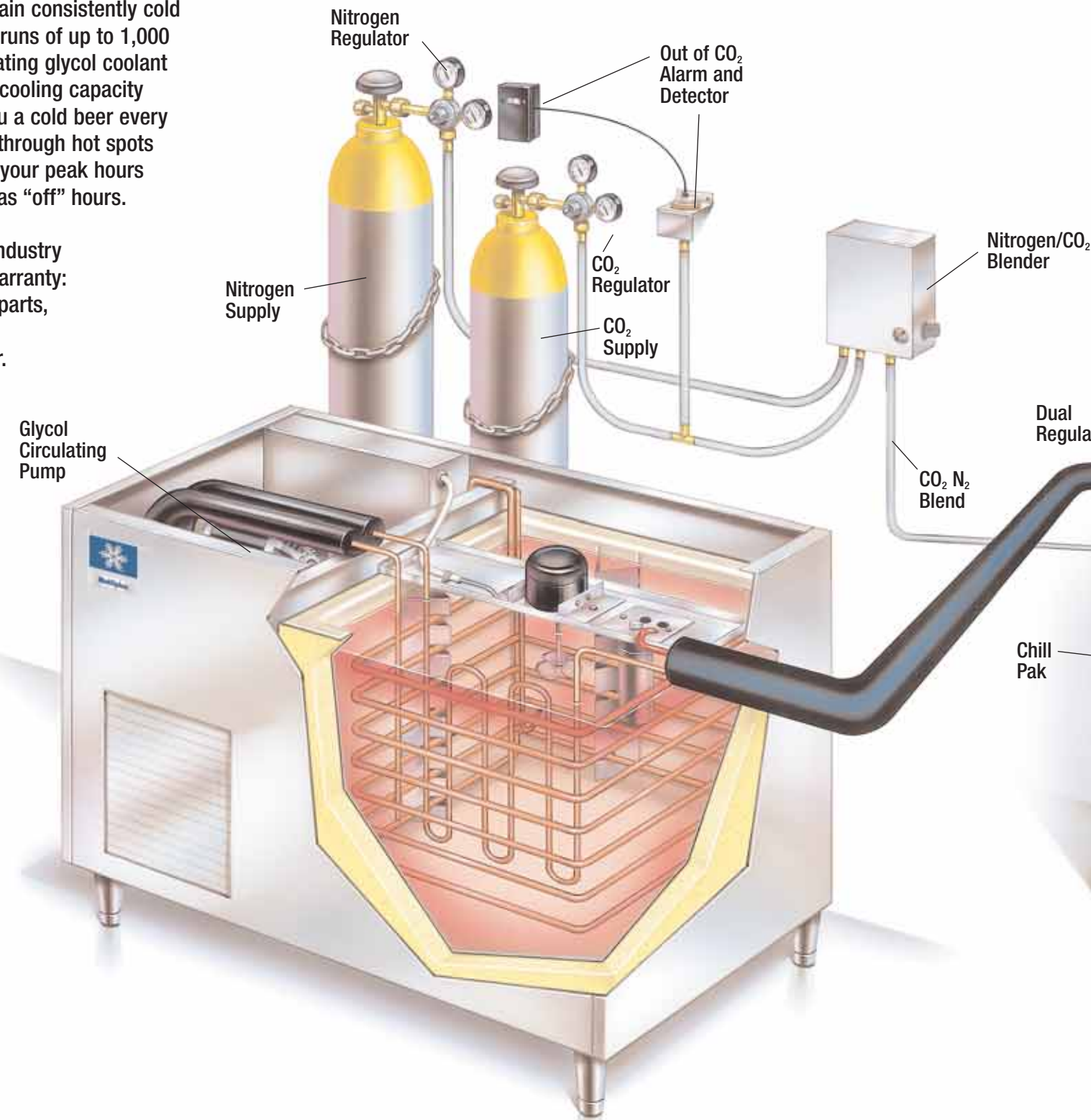


The Beermaster™ Long Draw Draught Beer Dispensing System

Multiplex® Remote Refrigeration Units - The Heart of The Beermaster System

Beermaster remote glycol chiller units maintain consistently cold product on runs of up to 1,000 feet. Circulating glycol coolant maximizes cooling capacity insuring you a cold beer every time. Even through hot spots and during your peak hours — as well as “off” hours.

Twice the industry standard warranty: 2 years on parts, 5 years on compressor.



Multipar insulated beverage conduit - the best cooling efficiency in the business

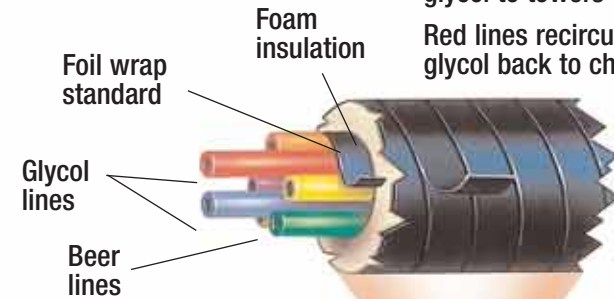
Circulating glycol chiller lines maintain constant contact with beer lines to deliver cold product to dispensers.

Color-coded tubing for fast, accurate identification and efficient installation.

Capacity up to 20 lines - 16 beverage, 4 glycol
Insulated conduit to beer dispensers can be routed through the floor chase or overhead

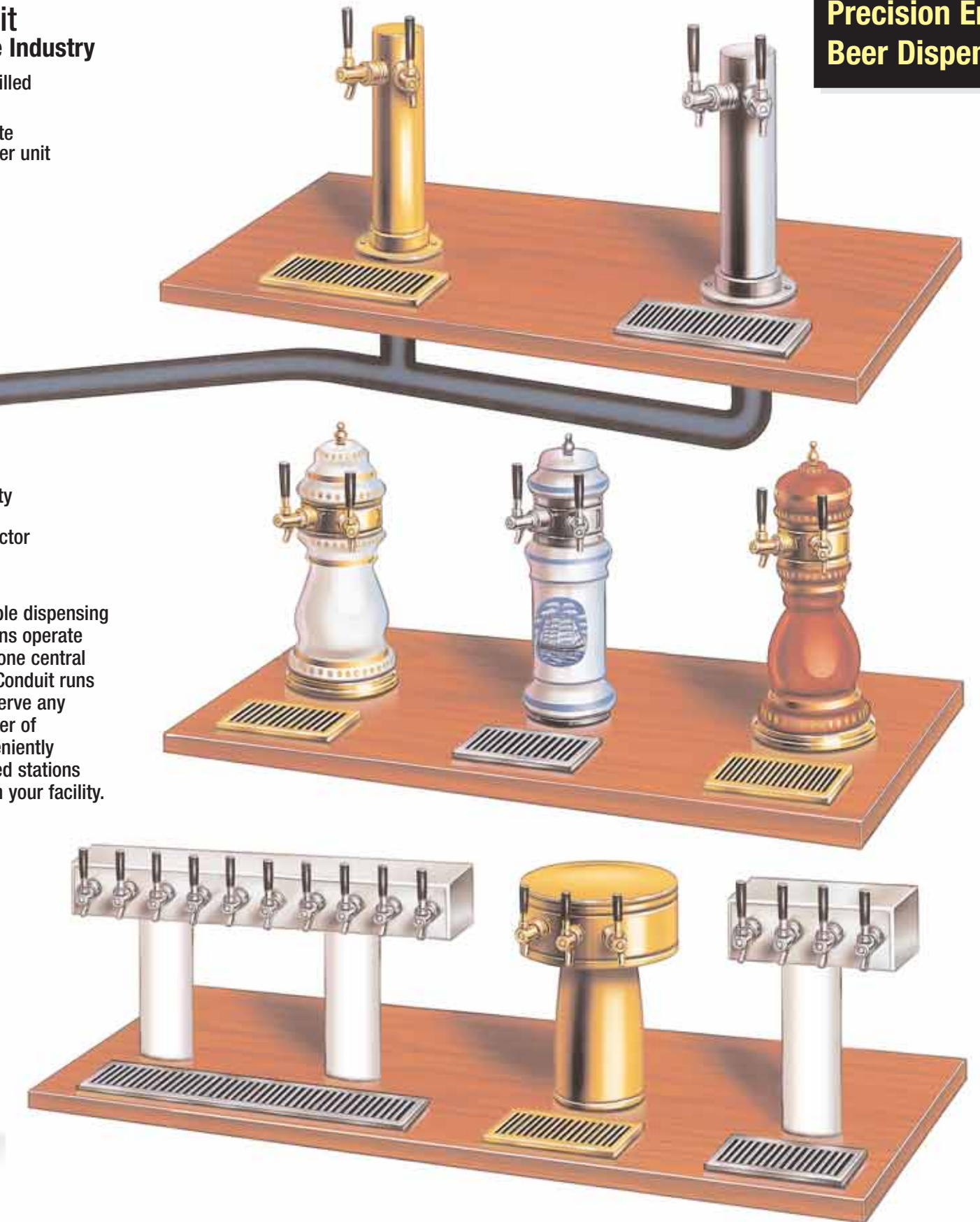
Multiplex Conduit The Standard of The Industry

Blue lines carry chilled glycol to towers
Red lines recirculate glycol back to chiller unit



Multiple dispensing stations operate from one central unit. Conduit runs can serve any number of conveniently located stations within your facility.

Precision Engineered Beer Dispensing Towers



Fast, smooth draws for maximum productivity and profits... more beer, less foam.

Conventional and specialty beer towers in brass, chrome, stainless steel and ceramic finishes.

Choose from 100's of designs.

One to 10 or more faucets.

Each faucet is individually cooled with glycol.

Custom beer towers and drain trays readily available.